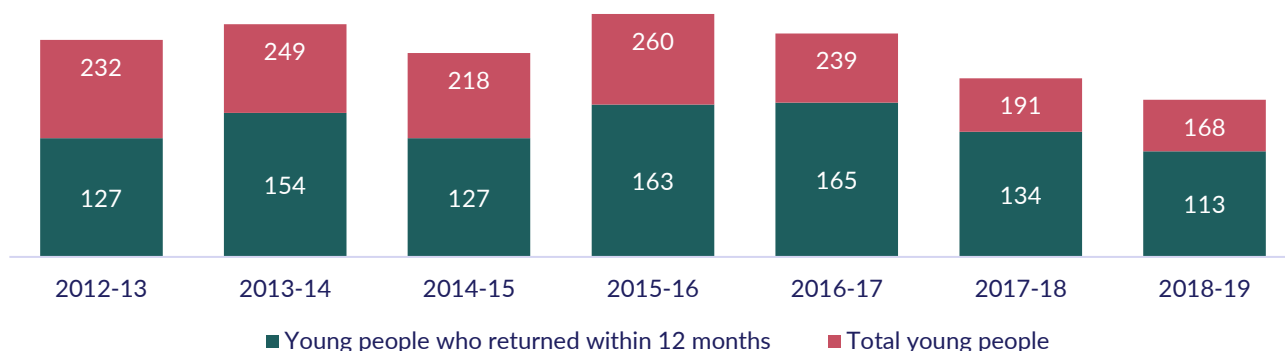


Care and Protection and Youth Justice Key Indicators

Youth Justice

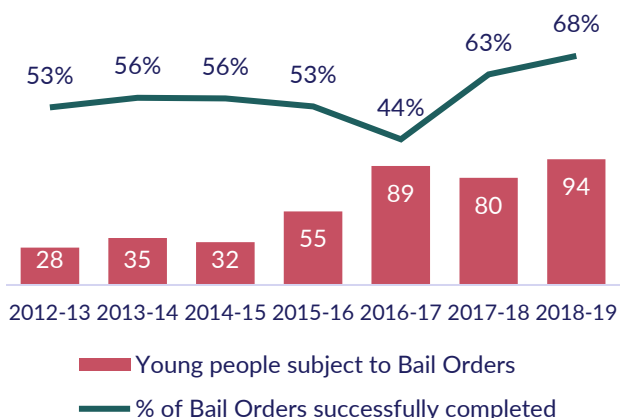
The data reported below is administrative data extracted from the Integrated Offender Management System.

Youth People that have spent at least one night in Youth Detention

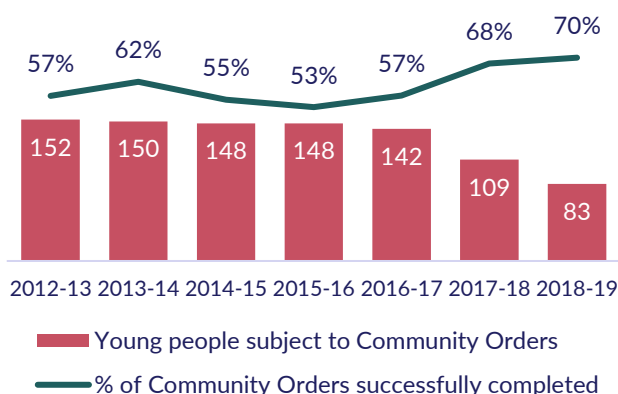


Since 2015-16, there has been a significant decrease (35%) in the number of children that have spent at least one night in youth detention over the financial year. Over the same period, there has also been a significant decrease (31%) in the number of children in youth detention who had previously been in detention in the twelve months prior indicating that the programs implemented are reducing the number of young people repeatedly cycling through detention.

Young People subject to Bail Orders



Young People subject to Community Orders

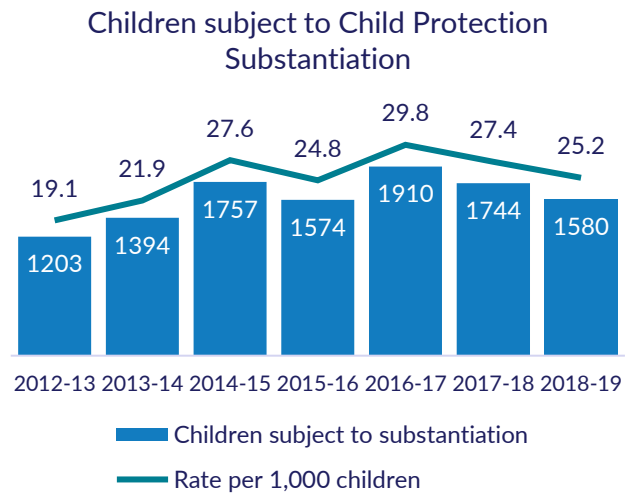
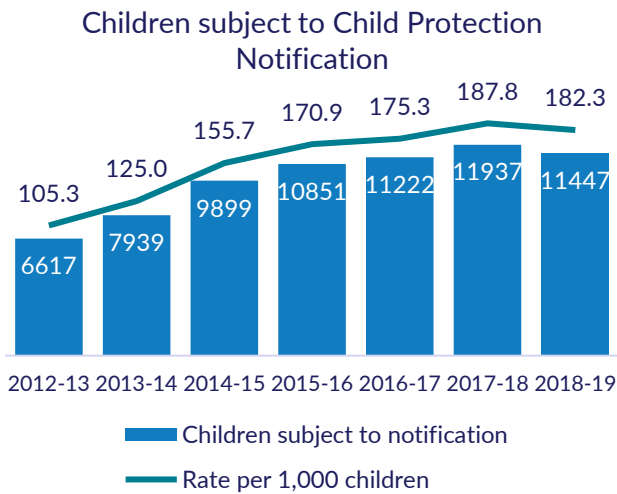


Since 2015-16, there has also been a significant increase in the number of children that are subject to Bail Orders in the Northern Territory. With the exception of 2016-17, this increase in the number of children has coincided with a significant increase in the number of Bail Orders that were successfully completed. In 2018-19, 68 per cent of bail orders for young people were successfully completed. Over the same period there has been a significant decrease in the number of young people subject to community orders, and a significant increase in the proportion of community orders that are successfully completed.

The measures relating to youth detention, bail orders and community orders indicate that over the last three years there has been significant progress in arresting the cycle of young people through youth detention while also improving the successful supervision of young people on bail orders and community orders.

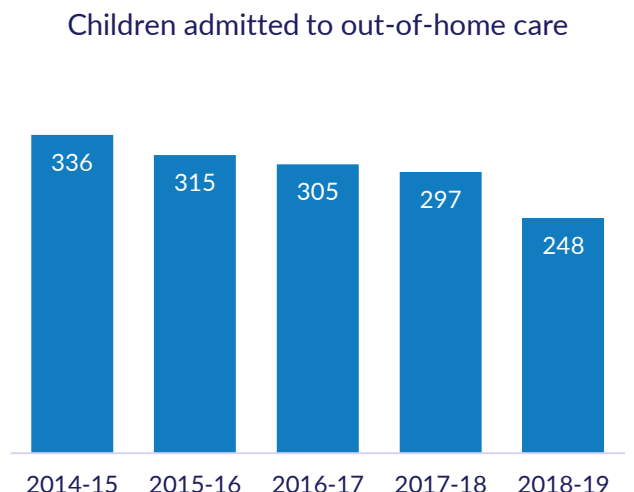
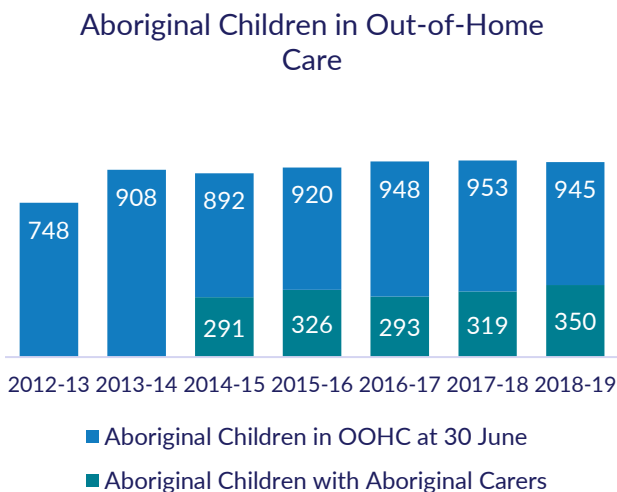
Care and Protection

The data reported below is extracted from the Productivity Commission's Report on Government Services (RoGS) 2019, and supplemented with preliminary results for 2018-19. Final results for 2018-19 will be reported in RoGS 2020 in early 2020.



Preliminary results for 2018-19 reveal a decrease (4%) in the number of children subject to notification about child protection concerns and a substantial (9%) decrease in the number of children that are subject to substantiation for abuse and neglect in the Northern Territory. There are a number of reform projects targeted at supporting families earlier and reducing families involvement in statutory child protection including one-child-one-case, central intake reforms, the professional notifiers portal, the Signs of Safety Practice Framework, the FACES Family Support hotline, and family support reforms.

Reforms implemented through the Alcohol Harm Minimisation Action Plan are also expected to impact on families' involvement with the child protection system.



Preliminary results for 2018-19 show a very small decrease in the number of Aboriginal children in care and a significant increase of Aboriginal children placed with Aboriginal carers alongside a significant decrease in the number of children removed from their families and admitted to care.

Projects targeted at maintaining children safely at home and increasing the number of Aboriginal kinship carers include the Aboriginal Carer Grants Program, the Mikan group in East Arnhem, family support reforms and the implementation of Signs of Safety.